

# My First Grammar 1

Student Book

---

# Contents

## Unit 1

### Nouns and Pronouns

05

Lesson 1 Alphabet and Numbers

06

Lesson 2 a/an + Noun

10

Lesson 3 Noun + ~s/~es

14

Lesson 4 Pronouns

18

## Unit 2

### Be-Verbs ... am/are/is

23

Lesson 1 Pronoun + Be

24

Lesson 2 Pronoun + Be + Not

28

Lesson 3 Am/Are/Is...?

32

Lesson 4 What + Be...?

36

## Unit 3

### This/That and These/Those

41

Lesson 1 This/That

42

Lesson 2 These/Those

46

Lesson 3 Using My/Your/Her/His

50

Lesson 4 Progress Test 1

55





# My First Grammar 1

<b>Unit4</b>	<b>More on Be-Verbs</b>	59
Lesson 1	a/an/the + Noun	60
Lesson 2	Be + Preposition + Noun	64
Lesson 3	Be + Adjective + Noun	68
Lesson 4	Noun/Pronoun + Be	72

<b>Unit5</b>	<b>Have/Has</b>	77
Lesson 1	Have/Has	78
Lesson 2	Don't/Doesn't + Have	82
Lesson 3	Do/Does + Have...?	86
Lesson 4	Using My/Your/Her/His	90

<b>Unit6</b>	<b>Helping Verbs and Questions</b>	95
Lesson 1	Can/Can't	96
Lesson 2	Can...?	100
Lesson 3	What/How + Be...?	104
Lesson 4	<b>Progress Test 2</b>	109

## Unit 1

# Nouns and Pronouns

Lesson 1	Alphabet and Numbers	06
Lesson 2	a/an + Noun	10
Lesson 3	Noun + ~ s/~ es	14
Lesson 4	Pronouns	18





# Lesson 1

# Alphabet and Numbers

## 1 Look and Learn

### A. Capital Letters and Small Letters



#### Capital Letters

A B C D E F G H I  
J K L M N O P Q R  
S T U V W X Y Z

#### Small Letters

a b c d e f g h i  
j k l m n o p q r  
s t u v w x y z



## B. Consonants and Vowels

Alphabet

a	b	c	d	e	f	g	h	i	j	k	l	m
n	o	p	q	r	s	t	u	v	w	x	y	z


Consonants

b	c	d	f	g	h
j	k	l	m	n	p
q	r	s	t	v	w
x	y	z			

Vowels

a	e	i	o	u
---	---	---	---	---

## C. Numbers




1 one	2 two	3 three	4 four	5 five
6 six	7 seven	8 eight	9 nine	10 ten
11 eleven	12 twelve	13 thirteen	14 fourteen	15 fifteen
16 sixteen	17 seventeen	18 eighteen	19 nineteen	20 twenty



## 2 Look and Practice

### A. Count and circle.



1 Count capital letters.

eight

nine

ten

2 Count small letters.

sixteen

seventeen

eighteen

3 Count vowels.

three

four

five

4 Count consonants.

eighteen

seventeen

twenty


### B. Color the vowels.

1



p a n d a

2




i g l o o

3



z e b r a

4













h i p p o p o t a m u s

5



u m b r e l l a

### C. Look and match.

1  A •	• e	6  G •	• h
2  B •	• b	7  H •	• r
3  D •	• a	8  Q •	• n
4  E •	• j	9  R •	• g
5  J •	• d	10  N •	• q

*Note: An orange line connects the letter 'A' in item 1 to the letter 'a' in item 3.*

### D. Circle the vowels.

1 S M <u>I</u> L <u>E</u>	3 C L O C K
2 a p p l e	4 p l u m p

### E. Circle the consonants.

1 <u>S</u> <u>M</u> A <u>L</u> <u>L</u>	3 E I G H T
2 p i a n o	4 n u r s e



# Lesson 2

## a/an + Noun

### 1 Link and Review

» Write the correct beginning letters.

ex.



B b

#### Alphabet

Aa	Bb	Cc	Dd	Ee	Ff	Gg	Hh	Ii
Jj	Kk	Ll	Mm	Nn	Oo	Pp	Qq	Rr
Ss	Tt	Uu	Vv	Ww	Xx	Yy	Zz	

1




2



3



4



5



6



» Circle the consonants or vowels.

#### Consonants

ex.

p

i

n

7 t e n t

8 f l a g

#### Vowels

ex.

i

g

l

o

o

9 p a n d a

10 z e b r a



**For Teachers:** This page is a cumulative quiz. The chart below shows which lesson each question is from.

Question	1	2	3	4	5	6	7	8	9	10
Unit-Lesson	1-1	1-1	1-1	1-1	1-1	1-1	1-1	1-1	1-1	1-1



## 2 Look and Learn

>> a/an + Noun

<b>a</b>	<b>Consonant</b>	a book a lion	a cat a pen	a king a zebra
<b>an</b>	<b>Vowel</b>	an apple an octopus	an egg an ant	an igloo an umbrella

## 3 Look and Say

### A. Nouns

#### People



boy



girl

#### Animals



dog



cat

#### Places



school



park

#### Things



book



pencil

### B. a/an



a fish



a hat



a pen



a king



a zebra



an apple



an egg



an igloo



an octopus



an umbrella



# 4 Look and Practice

## A. Match and write.



People



Animals



Places



Things



fish



umbrella



girl



boy king  
girl queen

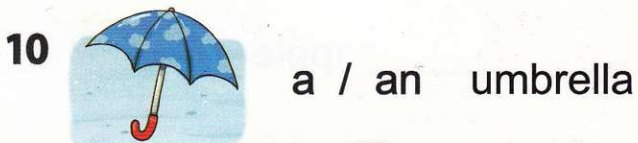
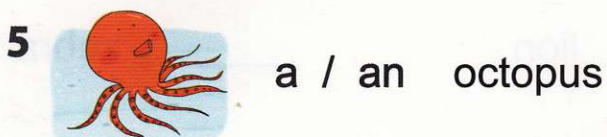



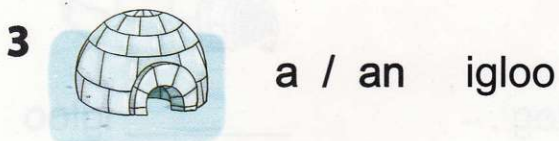


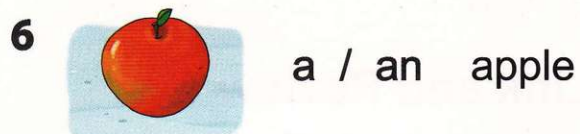

fish octopus  
dog zebra

school park  
beach lake

cap umbrella  
pen apple



## B. Circle the correct word.



## C. Choose and write.

**a**

**an**

1 a book

6 \_\_\_\_\_

2 \_\_\_\_\_

7 \_\_\_\_\_

3 \_\_\_\_\_

8 \_\_\_\_\_

4 \_\_\_\_\_

9 \_\_\_\_\_

5 \_\_\_\_\_

10 \_\_\_\_\_

book

cat

egg

apple

boy

umbrella

pen

igloo

octopus

fish



# Lesson 3

## Noun + ~s/~es

### 1 Link and Review

» Look and write a or an.

ex.




a book

1



\_\_\_\_\_ dog

2



\_\_\_\_\_ igloo

3



\_\_\_\_\_ apple

4



\_\_\_\_\_ lion

5



\_\_\_\_\_ zebra

6



\_\_\_\_\_ egg

7



\_\_\_\_\_ hat

» Circle the correct number.

ex.

ten

1

10

20

8

twelve

12

2

20

9

fifteen

5

50

15

10

thirteen

13

3

30



**For Teachers:** This page is a cumulative quiz. The chart below shows which lesson each question is from.

Question	1	2	3	4	5	6	7	8	9	10
Unit-Lesson	1-2	1-2	1-2	1-2	1-2	1-2	1-2	1-1	1-1	1-1

## 2 Look and Learn

>> Noun + ~s/~es

~s	dog	cat	book	egg
	dogs	cats	books	eggs
~es	bus	watch	dish	box
	buses	watches	dishes	boxes

## 3 Look and Say

~s



a panda



two pandas




a ring



three rings




an igloo



four igloos



an egg



five eggs

~es




a bus



two buses



a watch




three watches




a dish



four dishes



a box




five boxes



# 4 Look and Practice

A. Circle the pictures and write the words.



~ s

- 1 two \_\_\_\_\_
- 2 three \_\_\_\_\_
- 3 four \_\_\_\_\_
- 4 five \_\_\_\_\_
- 5 six \_\_\_\_\_

~ es

- 6 two buses
- 7 three \_\_\_\_\_
- 8 four \_\_\_\_\_
- 9 five \_\_\_\_\_
- 10 six \_\_\_\_\_



box



bus



cat



dish



egg



fox



girl



king



lion



watch

## B. Write the correct word.

- |            |   |      |             |           |   |       |       |
|------------|---|------|-------------|-----------|---|-------|-------|
| 1 a dog    | → | two  | <u>dogs</u> | 6 an egg  | → | ten   | _____ |
| 2 a dish   | → | four | _____       | 7 a panda | → | two   | _____ |
| 3 an igloo | → | two  | _____       | 8 a box   | → | four  | _____ |
| 4 an apple | → | five | _____       | 9 a ring  | → | three | _____ |
| 5 a watch  | → | two  | _____       | 10 a bus  | → | two   | _____ |


## C. Look and write.

1



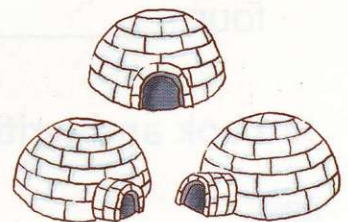
six books

2



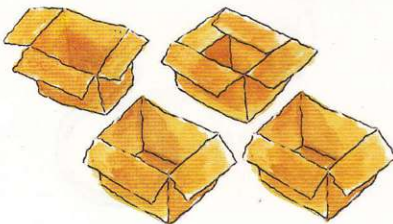
\_\_\_\_\_

3




\_\_\_\_\_

4




\_\_\_\_\_

5



\_\_\_\_\_

6



\_\_\_\_\_



# Lesson 4

# Pronouns

## 1 Link and Review


» Look and write.

ex.



two books

1



three \_\_\_\_\_

2



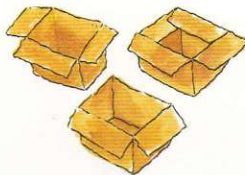
two \_\_\_\_\_

3



four \_\_\_\_\_

4



three \_\_\_\_\_

5



three \_\_\_\_\_

» Look and write *a* or *an*.

ex.



a book

6




\_\_\_\_\_ watch

7




\_\_\_\_\_ octopus

8



\_\_\_\_\_ igloo

9



\_\_\_\_\_ box

10



\_\_\_\_\_ ring



**For Teachers:** This page is a cumulative quiz. The chart below shows which lesson each question is from.

Question	1	2	3	4	5	6	7	8	9	10
Unit-Lesson	1-3	1-3	1-3	1-3	1-3	1-2	1-2	1-2	1-2	1-2



## 2 Look and Learn


### >> Pronouns

People				Places, Things, Animals
I	You	She	He	It
We	You	They		They

\* **Pronouns** are short words that take the place of **nouns**.

## 3 Look and Say


I




We



You



You



She



She is a singer.

He



He is a singer.

They



They are singers.



## 4 Look and Practice

A. Write the correct pronoun under the picture.



Pronouns















## B. Match and write.

1	It	•	•		•	•	_____ is a king.
2	She	•	•		•	•	<u>It</u> is a sock.
3	He	•	•		•	•	_____ is a queen.
4	They	•	•		•	•	_____ are twins.
5	It	•	•		•	•	_____ is a yo-yo.
6	She	•	•		•	•	_____ is a boy.
7	He	•	•		•	•	_____ are bananas.
8	They	•	•		•	•	_____ is a girl.

## C. Let's have fun!

➤ Go to page 22. Find the hidden pictures. Count and write the words.

	ant	_____		cat	_____
	lion	_____		box	_____
	egg	<u>seven</u> <u>eggs</u>		umbrella	_____
	bus	_____		igloo	_____
	watch	_____		zebra	_____

1 one

2 two

3 three

4 four

5 five

6 six

7 seven

8 eight

9 nine

10 ten







## Unit 2

# Be-Verbs ... am/are/is

Lesson 1	Pronoun + Be	24
Lesson 2	Pronoun + Be + Not	28
Lesson 3	Am/Are/Is...?	32
Lesson 4	What + Be...?	36





# Lesson 1

# Pronoun + Be

## 1 Link and Review


» Look and write.

ex.



It is a book.

1



\_\_\_\_\_ is a fish.

2



\_\_\_\_\_ are boys.

3



\_\_\_\_\_ is a king.

4



\_\_\_\_\_ are girls.

5



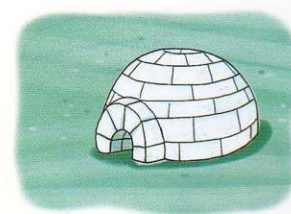
\_\_\_\_\_ is a singer.

6




He is \_\_\_\_\_ boy.

7



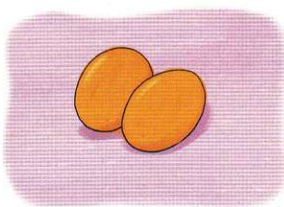
It is \_\_\_\_\_ igloo.

8




They are \_\_\_\_\_.

9



They are \_\_\_\_\_.

10



They are \_\_\_\_\_.





**For Teachers:** This page is a cumulative quiz. The chart below shows which lesson each question is from.

Question	1	2	3	4	5	6	7	8	9	10
Unit-Lesson	1-4	1-4	1-4	1-4	1-4	1-2	1-2	1-3	1-3	1-3




## 2 Look and Learn

### >> Pronoun + Be

	One 	More than One 
1	I <b>am</b> a student.	We <b>are</b> students.
2	You <b>are</b> a student.	You <b>are</b> students.
3	He <b>is</b> a student. She <b>is</b> a student.	They <b>are</b> students.
	It <b>is</b> a dog.	They <b>are</b> dogs.

## 3 Look and Say

1



We are students.



2



You are singers.



3



She is a cook.



He is a cook.



They are cooks.



It is a hat.



They are hats.




## 4 Look and Practice

### A. Match.


I	She	They	He	We	It	You
•	•	•	•	•	•	•
are	is	am	are	is	are	is
•	•	•	•	•	•	•

*Note: An orange line connects the dot under 'It' to the dot under the second 'is'.*


### B. Complete the sentence.

1  king


He	is	a	king	,
----	----	---	------	---

2  queen


--	--	--	--	--

3  igloo


--	--	--	--	--

4  doctor

--	--	--	--	--

5  buses

--	--	--	--

6  doctors

--	--	--	--

## 1 Link and Review

>> Read and write the correct be-verb.

ex. Are you students? Yes, we are.

1 \_\_\_\_\_ they hats? No, they aren't.

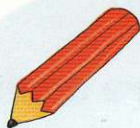
2 \_\_\_\_\_ it an umbrella? Yes, it is.

3 \_\_\_\_\_ I a cook? Yes, you are.

4 \_\_\_\_\_ you a doctor? No, I'm not.


>> Look and write.

ex.




It is a pencil.

5



It is \_\_\_\_\_ orange.

6



They are \_\_\_\_\_.

7



She \_\_\_\_\_ a student.

8



We \_\_\_\_\_ cooks.

9



He \_\_\_\_\_ a vet.  
He is a teacher.

10



They \_\_\_\_\_ singers.  
They are doctors.



**For Teachers:** This page is a cumulative quiz. The chart below shows which lesson each question is from.

Question	1	2	3	4	5	6	7	8	9	10
Unit-Lesson	2-3	2-3	2-3	2-3	1-2	1-3	2-1	2-1	2-2	2-2

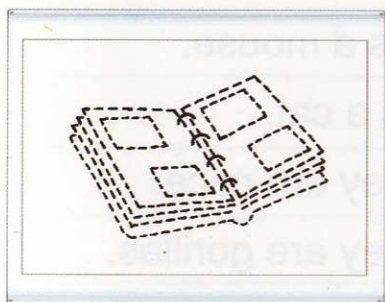


## 2 Look and Learn

>> What + Be ... ?


	Question	Answer
What asks about things.	What is it?	It is a house. It's an igloo.
	What are they?	They are houses. They're churches.

## 3 Look and Say




👧: What is it?

👦: It's an album.



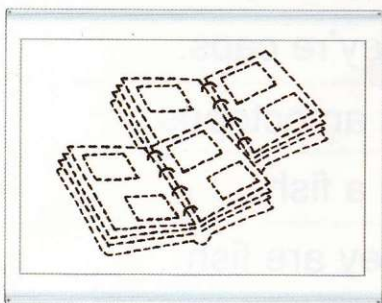
👧: What is it?

👦: It's a flower.




👧: What is it?

👦: It's a bird.




👧: What are they?

👦: They're albums.



👧: What are they?

👦: They're flowers.











👧: What are they?

👦: They're birds.



## 4 Look and Practice

### A. Circle the correct question and answer.

1	What is it?		a	It's a lion.
	What are they?		b	It is a tiger.
			c	They are lions.
2	What is it?		a	It is a bird.
	What are they?		b	It's an ant.
			c	They're ants.
3	What is it?		a	It's a sock.
	What are they?		b	They are shoes.
			c	They are socks.
4	What is it?		a	It is a mouse.
	What are they?		b	It's a cat.
			c	They are mice.
5	What is it?		a	They are gorillas.
	What are they?		b	They are bears.
			c	It is a gorilla.
6	What is it?		a	It is a cap.
	What are they?		b	They are jackets.
			c	They're caps.
7	What is it?		a	It's an octopus.
	What are they?		b	It's a fish.
			c	They are fish.
8	What is it?		a	It is a horse.
	What are they?		b	It is a zebra.
			c	They are zebras.



## B. Match and write

1 What are they?



They are watches.

2 What is it?



\_\_\_\_\_ an album.

3 What are they?




\_\_\_\_\_ flowers.

4 What is it?



\_\_\_\_\_ an umbrella.

5 What are they?



\_\_\_\_\_ birds.

## C. Look and write.


1



What are they?

They are hats.

2



\_\_\_\_\_?

\_\_\_\_\_ apple.

3



\_\_\_\_\_?

\_\_\_\_\_.

## D. Let's have fun!

>> Go to page 40. Follow the maze and make the sentences.



## Unit 3

# This/That and These/Those

Lesson 1	This/That	42
Lesson 2	These/Those	46
Lesson 3	Using My/Your/Her/His	50
Lesson 4	Progress Test 1	55





## 1 Link and Review

>> Look and write the question.

ex.



What is it? It is an apple.

1



\_\_\_\_\_? They are books.

2



\_\_\_\_\_? It is a hat.

3



\_\_\_\_\_? They are birds.

4



\_\_\_\_\_? It is an umbrella.

>> Find the mistake and correct it.

ex.

③

an

It  
①

is  
②

~~a~~  
③

apple.

5

They  
①

are  
②

dishs.  
③

6

He

am  
①

a  
②

singer.  
③

7

She

aren't  
①

a  
②

baby.  
③

8

You

isn't  
①

a  
②

cook.  
③

9

Are  
①

it

a  
②

cat?  
③

10



Am  
①

you

a  
②

vet?  
③



**For Teachers:** This page is a cumulative quiz. The chart below shows which lesson each question is from.

Question	1	2	3	4	5	6	7	8	9	10
Unit-Lesson	2-4	2-4	2-4	2-4	1-3	2-1	2-2	2-2	2-3	2-3



## 2 Look and Learn

### >> This/That

This



This  
That

is a pencil.

This  
That

isn't a pen.

That




Is **this**  
**that** a pencil?

Yes, it is.  
No, it isn't.

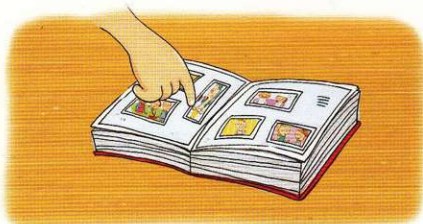
## 3 Look and Say




This is a car.




That is a bus.



This isn't a book.  
This is an album.




That isn't a fish.  
That is an octopus.



👧: Is this a window?

👦: Yes, it is.











👧: Is that a window?

👦: No, it isn't. It's a door.




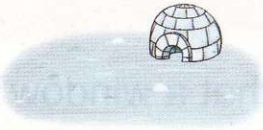


## 4 Look and Practice

### A. Read and draw.

1		2		3		4	
	This is an ant.		That is a bird.		This is a cat.		That is a lion.
5		6		7		8	
	This is a ring.		That is a jet.		This is a fish.		That is a gorilla.


### B. Number and write the answer.

1		a	?	Is	house	that
		3	5	1	4	2
		No, it isn't.				
2		this	Is	?	zebra	a
3		piano	?	a	Is	this
4		that	an	igloo	?	Is




C. Look and write *This* or *That*.

1




That is an album.

2




\_\_\_\_\_ is a window.

3



\_\_\_\_\_ is an umbrella.

4




\_\_\_\_\_ is a pencil.

5



\_\_\_\_\_ is a door.


6



\_\_\_\_\_ is a snake.

D. Look and write.

1



Is that a bus?

No, it isn't.

It's a car.


2



\_\_\_\_\_ an octopus?

Yes, \_\_\_\_\_.

3




\_\_\_\_\_ a cat?

No, \_\_\_\_\_.

It's a tiger.

4




\_\_\_\_\_ a pen?

No, \_\_\_\_\_.

It's a pencil.


5



\_\_\_\_\_ an orange?

Yes, \_\_\_\_\_.

6



\_\_\_\_\_ a hat?

No, \_\_\_\_\_.

It's a cap.



## 1 Link and Review

>> Read and write the question.

ex. Are you students? Yes, we are.

1 What \_\_\_\_\_? They are dogs.

2 \_\_\_\_\_ a singer? Yes, she is.

3 What \_\_\_\_\_? It's a nut.

>> Look and write.

ex.




It is a fish.

4




You \_\_\_\_\_ a nurse.

5



It is \_\_\_\_\_ orange.

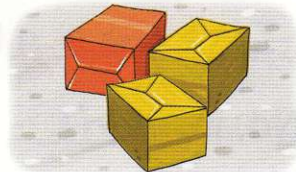
6



He \_\_\_\_\_ a cook.

He is a doctor.

7




They are \_\_\_\_\_.

8




\_\_\_\_\_ is an umbrella.

9



\_\_\_\_\_ is a school.

10



\_\_\_\_\_ is a bus.



**For Teachers:** This page is a cumulative quiz. The chart below shows which lesson each question is from.

Question	1	2	3	4	5	6	7	8	9	10
Unit-Lesson	2-4	2-3	2-4	2-1	1-2	2-2	1-3	3-1	3-1	3-1



## 2 Look and Learn

### >> These/Those

These



These

Those

are pencils.

These

Those

aren't pens.

Those



Are

these

those

pencils?


Yes, they are.

No, they aren't.

## 3 Look and Say




These are cars.



Those are buses.



These aren't chairs.  
These are benches.



Those aren't birds.  
Those are kites.



👧 : Are these flowers?

👦 : Yes, they are.



👧 : Are those alligators?

👦 : No, they aren't. They are snakes.



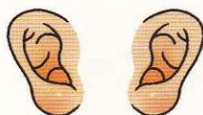
## 4 Look and Practice

### A. Point and say.

1



a nose



ears

2



a mouth

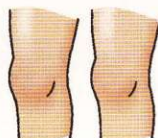


eyes

3



hands



knees

4



legs



feet

### >> Write *This is* or *These are*.

1 This is a nose and these are ears.

2 \_\_\_\_\_ a mouth and \_\_\_\_\_ eyes.

3 \_\_\_\_\_ hands and \_\_\_\_\_ knees.

4 \_\_\_\_\_ legs and \_\_\_\_\_ feet.

### B. Look and circle.

1



This That These Those

is are

a tent.

2



This That These Those

is are

horses.

3



This That These Those

is are

a cloud.

4







This That These Those

is are

trees.







Units (1~3)

Date:

Name:

Score: ( )x2=( )/100

## A. Look and write.

ex.

It is a bag.

ex.

They are bags.

1



It is \_\_\_\_\_ tiger.

6



They are \_\_\_\_\_.

2



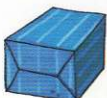
It is \_\_\_\_\_ apple.

7



They are \_\_\_\_\_.

3



It is \_\_\_\_\_ box.

8



They are \_\_\_\_\_.

4



It is \_\_\_\_\_ alligator.

9



They are \_\_\_\_\_.

5



It is \_\_\_\_\_ umbrella.

10



They are \_\_\_\_\_.

## B. Read and write.

ex.

It is not a dog.

= It isn't a dog.

11

I am a student.

=

\_\_\_\_\_ a student.

12

We are not singers.

=

We \_\_\_\_\_ singers.

13

He is a doctor.

=

\_\_\_\_\_ a doctor.

14

She is not an artist.

=

She \_\_\_\_\_ an artist.

15

They are teachers.

=

\_\_\_\_\_ teachers.

16

They are not dancers.

=

They \_\_\_\_\_ dancers.



**C. Circle the correct answer.**

**ex.** I \_\_\_\_\_ a student.

① is

② am

③ are

**17** He \_\_\_\_\_ a teacher.

① isn't

② am not

③ aren't

**18** Are \_\_\_\_\_ pandas?

① he

② she

③ they

**19** \_\_\_\_\_ are vowels.

① B, c, d

② A, e, o

③ E, c, a

**20** \_\_\_\_\_ is a pencil.

① He

② It

③ She

**21** Are you a dancer? \_\_\_\_\_

① Yes, I am.

② Yes, I'm.

③ No, they aren't.

**22** \_\_\_\_\_ is it? It's an octopus.

① This

② What

③ Are

**23** Is \_\_\_\_\_ a church? Yes, it is.

① they

② those

③ that

**24** This is \_\_\_\_\_ desk.

① she

② your

③ an

**25** \_\_\_\_\_ are consonants.

① B, c, d

② l, e, u

③ E, c, f

**26** \_\_\_\_\_ not an artist.

① We are


② You

③ I'm



## D. Look and write.

ex.



It isn't my dog.  
It is his dog.

27



It isn't your pen.  
It is \_\_\_\_\_ pen.

28



These aren't my books.  
They are \_\_\_\_\_ books.

29




\_\_\_\_\_ is a computer.

30



Is \_\_\_\_\_ a ball?  
No, it isn't.

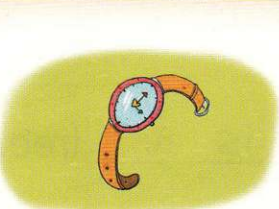
31



\_\_\_\_\_ are buses.

## E. Look and write the sentence.

ex.



It is a watch.

32



\_\_\_\_\_

33




\_\_\_\_\_

34



\_\_\_\_\_

35



\_\_\_\_\_

36





\_\_\_\_\_





**F. Find the mistake and correct it.**

ex. ② is This ~~are~~ a book.  
① ② ③ ④



**37**   What are that? It's a camera.  
① ② ③ ④

38   You are a doctor. I are a nurse.  
① ② ③ ④

39   She is a singers.  
① ② ③ ④

40   Are those pencils? No, it aren't.  
① ② ③ ④

41   That is she house.  
① ② ③ ④

42   We isn't dancers.  
① ② ③

**43**   Are this a pen? Yes, it is.  
① ② ③ ④

**G. Look and write the sentences.**

## » What is it? What are they?



ex. It is a tree.

44 bench.

**45** \_\_\_\_\_ gorillas.

46 birds.

**47** \_\_\_\_\_ frog.

**48** \_\_\_\_\_ ombrella.

**49** \_\_\_\_\_ flowers.

50 snake.



## Unit 6

# Helping Verbs and Questions

Lesson 1	Can/Can't	96
Lesson 2	Can...?	100
Lesson 3	What/How + Be...?	104
Lesson 4	Progress Test 2	109





## 2 Look and Learn

### >> Can/Can't

#### Can

I  
She / He  
A rabbit  
The kangaroos

**can** jump.

#### Can't

It  
They  
A turtle  
The birds

**can't** jump.

\*can't = cannot

## 3 Look and Say

#### Can



It  
A rabbit

**can** jump.



They  
The birds

**can** fly.



They  
The children

**can** run.

#### Can't



It  
A turtle

**can't** jump.



She  
A girl

**can't** fly.



He  
The baby

**can't** run.



## B. Look, compare and write.

>> Look at the pictures on page 98.

Write the matching letter and complete the sentences.

### At Night

- 1 The lady doll can fly. ➔
- 2 The robot \_\_\_\_\_ ➔
- 3 The spider \_\_\_\_\_ the piano. ➔
- 4 The cowboy \_\_\_\_\_ the guitar. ➔
- 5 They \_\_\_\_\_ ➔
- 6 The dog \_\_\_\_\_ ➔
- 7 The bear \_\_\_\_\_ ➔
- 8 The cards \_\_\_\_\_ ➔
- 9 The pigs \_\_\_\_\_ ➔
- 10 The pens \_\_\_\_\_ walk. ➔

### In the Morning

- E She can't fly.
- It \_\_\_\_\_.
- It \_\_\_\_\_ the piano.
- He \_\_\_\_\_ the guitar.
- They \_\_\_\_\_.
- It \_\_\_\_\_.
- It \_\_\_\_\_.
- They \_\_\_\_\_.
- They \_\_\_\_\_.
- They \_\_\_\_\_.

## C. Read and circle about you.

1



She can play the piano.

I can / can't play the piano.

2



He can ride a bike.

I can / can't ride a bike.

3



He can play basketball.

I can / can't play basketball.

4



He can climb a tree.

I can / can't climb a tree.




# Lesson 2 Can...?

## 1 Link and Review

>> Look and write.

1



Birds \_\_\_\_\_ fly.

2



Kangaroos \_\_\_\_\_ fly.

3



Horses \_\_\_\_\_ run fast.

4



It is a \_\_\_\_\_ balloon. It isn't red.

5



What's on the desk?

\_\_\_\_\_ are on the desk.

6



She \_\_\_\_\_ brown hair.

7



Sam \_\_\_\_\_ have a car.


8



\_\_\_\_\_ they have a tent?

Yes, they \_\_\_\_\_.

9



They have green eyes.

= \_\_\_\_\_ eyes are green.

10



He has a red pen.

= \_\_\_\_\_ pen is red.



**For Teachers:** This page is a cumulative quiz. The chart below shows which lesson each question is from.

Question	1	2	3	4	5	6	7	8	9	10
Unit-Lesson	6-1	6-1	6-1	4-3	4-4	5-1	5-2	5-3	5-4	5-4



## 2 Look and Learn

>> Can...?

Question	Answer	
Can you he Mary tigers swim?	Yes, I he she they can.	No, I he she they can't.

## 3 Look and Say

>> Look at the pictures. Play a guessing game.



Sandy



Amy



Kate

👤: Can she paint?

👧: No, she can't.

👤: Can she play the piano?

👧: Yes, she can.

👤: Is she Sandy?

👧: Yes, she is.

👤: Can they fly?


👧: No, they can't.

👤: Can they run?


👧: Yes, they can.

👤: Are they horses?


👧: Yes, they are.



birds



horses



turtles



## 4 Look and Practice

### A. Look and write the question.



play soccer



play the violin



ride a horse



swim

1 Can they play soccer? Yes, they can.

2 \_\_\_\_\_ she \_\_\_\_\_? Yes, she can.

3 \_\_\_\_\_ he \_\_\_\_\_? Yes, he can.

4 \_\_\_\_\_ it \_\_\_\_\_? Yes, it can.

### B. Look and write the answer.

1



Can a bird fly?

Yes, it can.

2



Can a parrot talk?

\_\_\_\_\_


3



Can a bear swim?

\_\_\_\_\_

4



Can dolphins talk?

\_\_\_\_\_


5



Can seals walk?

\_\_\_\_\_


6



Can a snake swim?

\_\_\_\_\_


7



Can tigers fly?

\_\_\_\_\_

8



Can kangaroos jump?

\_\_\_\_\_



### C. Look and write.

1



Can she dance?

Yes, she can.


2



\_\_\_\_\_ he paint?

\_\_\_\_\_, \_\_\_\_\_.


3



\_\_\_\_\_ they jump?

\_\_\_\_\_, \_\_\_\_\_.


4



\_\_\_\_\_ it run?

\_\_\_\_\_, \_\_\_\_\_.

5



\_\_\_\_\_ they fly?

\_\_\_\_\_, \_\_\_\_\_.

6



\_\_\_\_\_ it swim?

\_\_\_\_\_, \_\_\_\_\_.

### D. Choose and write about you.

Can/Can't

- 1 I can
- 2 \_\_\_\_\_
- 3 \_\_\_\_\_
- 4 \_\_\_\_\_

Can/Can't

- 5 I can't
- 6 \_\_\_\_\_
- 7 \_\_\_\_\_
- 8 \_\_\_\_\_

**Word  
Bank**

run  
fly

swim  
read

dance  
walk

sing  
write

ride a bike  
talk

play the piano  
climb a tree



D. Look and write.

31



\_\_\_\_\_ she run?

No, she can't.


32



Does he have a dog?

Yes, \_\_\_\_\_.


33



\_\_\_\_\_ they \_\_\_\_\_ long hair?

No, they don't.

34




Is it a blue crayon?

No, \_\_\_\_\_.


E. Look and write the sentence.

ex.



The panda is in the tent.

35



36



\_\_\_\_\_?  
They are black and white.

37



\_\_\_\_\_?  
She is 11 years old.